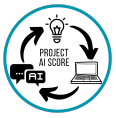




ARMS Strategy

Background and Implementation



Core Strategy Fundamentals



Implementation Parameters

Supports: Revising.

Applies To: All Genres.

Grade Levels: Grades 3–8.



Student Outcomes

- Develops the habit of revising their writing with intention
- Improves organization, clarity, and precision in their writing



Advantages of the Strategy

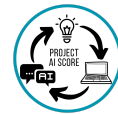
- Breaks down the abstract task of revision into four actionable, manageable steps: Add, Remove, Move, and Substitute
- Demonstrates positive outcomes across diverse learners, including students with learning differences



Defining the Mnemonic



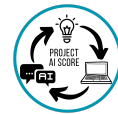
	A
Action	Add more detail, examples, or support to the writing.
Guiding Question	"Did I include enough detail, examples, or support?"



	A	R
Action	Add more detail, examples, or support to the writing.	Eliminate unnecessary or off-topic words or sentences.
Guiding Question	"Did I include enough detail, examples, or support?"	"Are there any unnecessary or off-topic words/sentences?"



	A	R	M
Action	Add more detail, examples, or support to the writing.	Eliminate unnecessary or off-topic words or sentences.	Rearrange sentences or details for better flow.
Guiding Question	"Did I include enough detail, examples, or support?"	"Are there any unnecessary or off-topic words/sentences?"	"Would this be better somewhere else?"



	A	R	M	S
Action	Add more detail, examples, or support to the writing.	Eliminate unnecessary or off-topic words or sentences.	Rearrange sentences or details for better flow.	Replace weak or vague words with stronger ones.
Guiding Question	"Did I include enough detail, examples, or support?"	"Are there any unnecessary or off-topic words/sentences?"	"Would this be better somewhere else?"	"Can I replace weak words with stronger ones?"



Implementation Tips



Tip #1: Use an Acronym Poster and Model Each Step

- Use a fun acronym poster to introduce the strategy
- Model each step with a shared class text
- Demonstrate revising a short writing sample live or on video



Tip #2: Scaffold for Different Learners

- Provide color-coded revision checklists
- Use peer revision with structured roles
- Offer sentence stems or question prompts
- Offer audio versions of student writing for self-review



Tip #3: Use Analogies like Gardening or Building a House

- Use metaphors to make abstract concepts concrete
- Use garden terms like “pulling weeds” to talk about writing



Tip #4: Break Steps into Mini-Lessons

- Teach one step at a time (e.g., focus on “Add” one day)
- Use short, manageable texts like paragraphs or single sentences for practice
- Pair students for peer revision with structure, using checklists or guided questions



Interested in learning more? Check out WritingClassroom.org