



The PLEASE Approach

Effective writing strategy for students



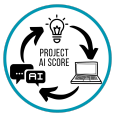
What is the PLEASE Writing Strategy?

- A step by step method to help you write amazing paragraphs
- Each letter stands for a special writing skill
- It's like a roadmap for organizing your thoughts
- Promotes student confidence in writing



PLEASE Strategy Overview

PICK	LIST	Evaluate	Activate	Supply	End
Pick a topic	List idea	Evaluate the list	Activate with a topic sentence	Supply supporting sentences	End with a conclusion



P- Pick

PICK A TOPIC

- Choose something you know about or want to explore
- Think about what interests you
- Make sure the topic is clear and focused
- Ask yourself, “What do I want to write about?”



L - List

LIST IDEAS

- Brainstorm everything you know about your topic
- Write down all your thoughts quickly
- Don't worry about organizing yet
- Let your creativity flow!



E -Evaluate

EVALUATE THE LIST

- Look at your list of ideas
- Cross out anything that doesn't fit
- Circle the most important points
- Choose the best ideas to include in your writing



A - Activate

ACTIVATE WITH A TOPIC SENTENCE

- Create a strong opening sentence
- Tell readers what your paragraph will be about
- Make it interesting and clear
- Think of it as the “headline” of your paragraph.



S - Supply or Support

SUPPLY SUPPORTING SENTENCES

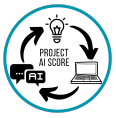
- Add details that explain your topic sentence
- Use examples and descriptions
- Use vocabulary that makes your writing more interesting
- Connect your ideas smoothly using transition words



E - End

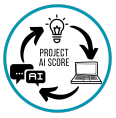
END WITH A CONCLUSION

- Wrap up your paragraph
- Summarize your main points
- Leave readers with something to think about
- Make your ending memorable



Why PLEASE Works

- Helps you organize your thoughts
- Makes writing more approachable
- Give a clear plan to follow
- Improves writing skills



**Interested in learning more?
Check out WritingClassroom.org**