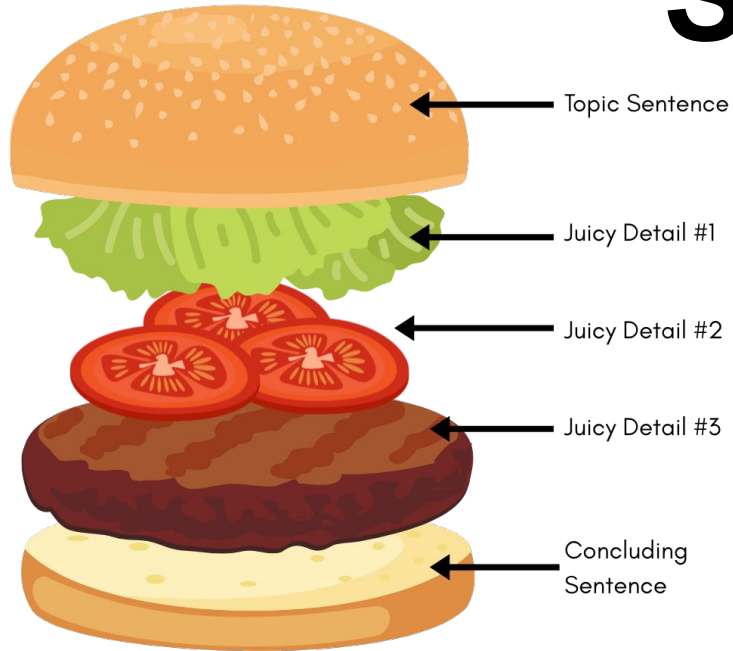




The Hamburger Writing Strategy





What's on the Writing Menu?

- Hamburger Writing Strategy.
- Organize your ideas like the layers of a hamburger.



Purpose of the Hamburger Strategy

- Helps you plan your writing
- Shows how your ideas all fit together
- Tell if your ideas are strong or weak
 - Juicy or plain burgers
- Makes writing easier
- Improves your writing

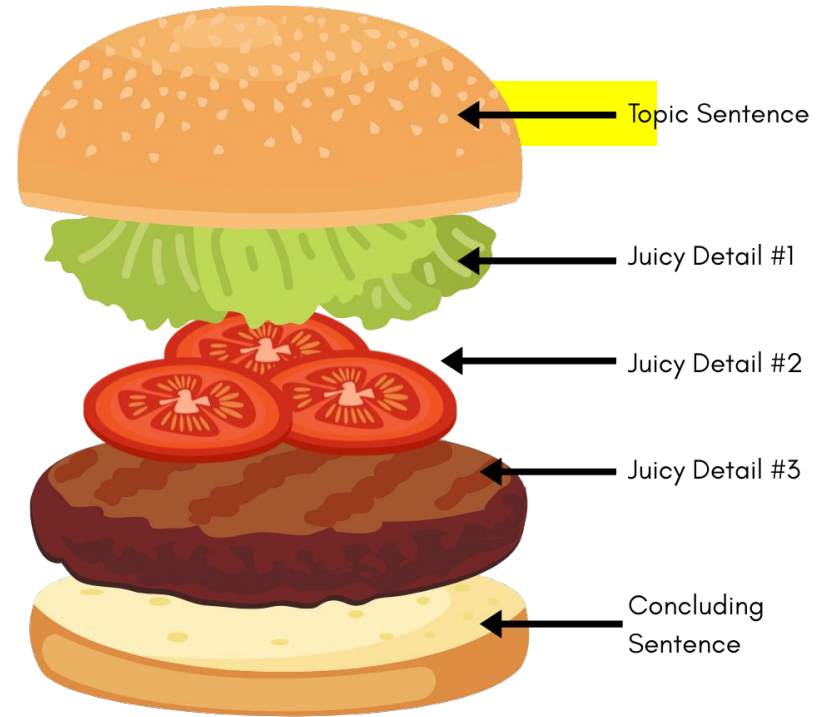


Top Bun: Topic Sentence

- Introduces the main idea of your paragraph
- Broad enough to cover all your details (like a bun covers all of the burger)

You can ask yourself:

What is the main idea I want to share?



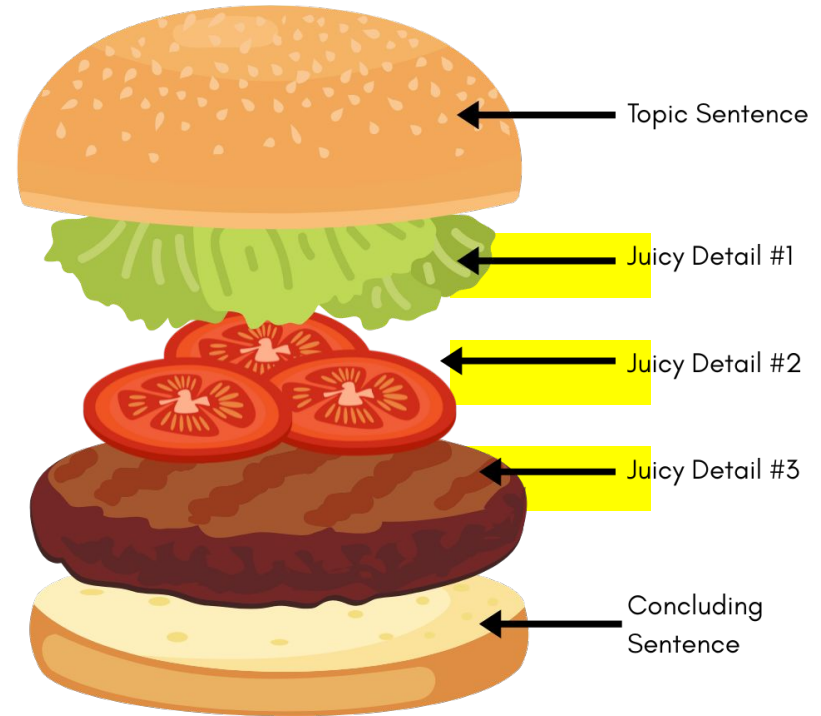


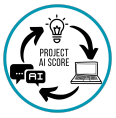
Juicy Details

- Supporting details for your main idea
 - Examples
 - Facts
 - Reasons
- Aim for at least 3 "juicy" details

You can ask yourself:

What detail, fact, or example do I want to share that supports my main idea?





Tips to Write Interesting Details

- Use at least 3 details
- Each detail is a different example or fact about the main idea
- Use transitions (ex. in addition, next) at the start of each new detail

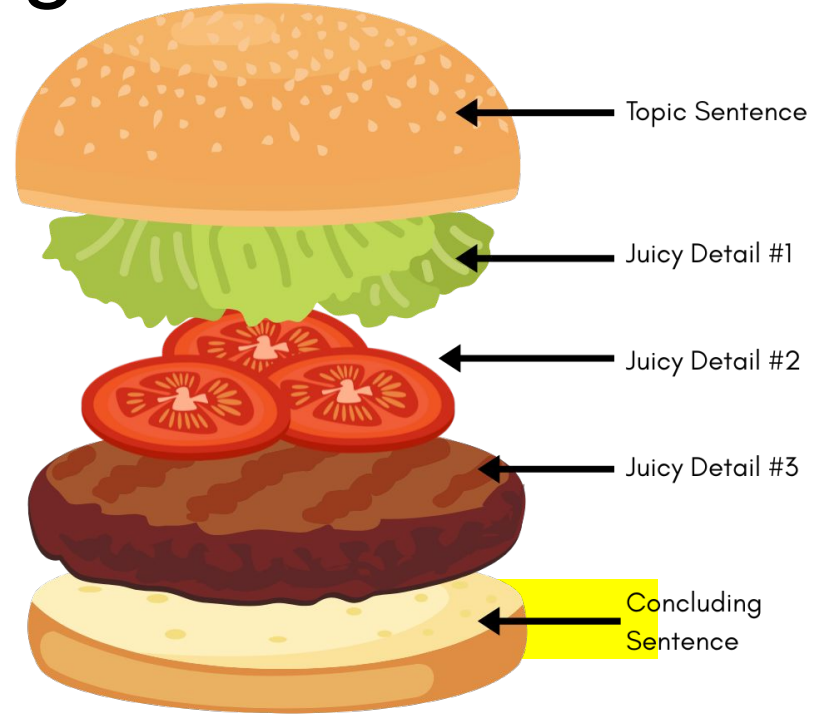


Bottom Bun: Concluding Sentence

- Wraps up your paragraph
- Restates your main idea in a different way
- Leave your reader feeling satisfied

You can ask yourself:

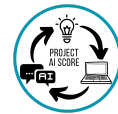
How can I wrap up the paragraph clearly?





Now it's time to use the Hamburger Writing Strategy!

Writing prompt: Write an informational paragraph about an animal of your choosing



Top Bun: Topic Sentence

Ask yourself: What is the main idea I want to write about?

Juicy Detail #1

Ask yourself: What detail, fact, or example do I want to share that supports my main idea?

Juicy Detail #2

Ask yourself: What is another detail, fact, or example that I want to share that supports my main idea?

My topic:
Cats

This is the graphic organizer we'll use





Juicy Detail #3

Ask yourself: What is one more detail, fact, or example that I want to share that supports my main idea?

Bottom Bun: Concluding Sentence

Ask yourself: How can I wrap up the paragraph clearly?

My topic: Cats

This is the graphic organizer we'll use

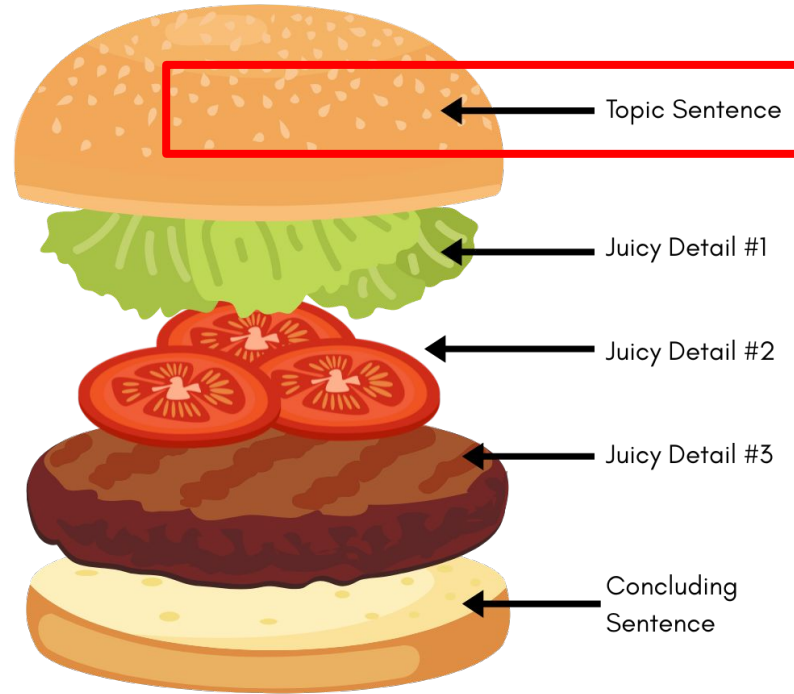




Top Bun: Topic Sentence

*Ask yourself:
What is the main
idea I want to
write about?*

Cats are
impressive
creatures.

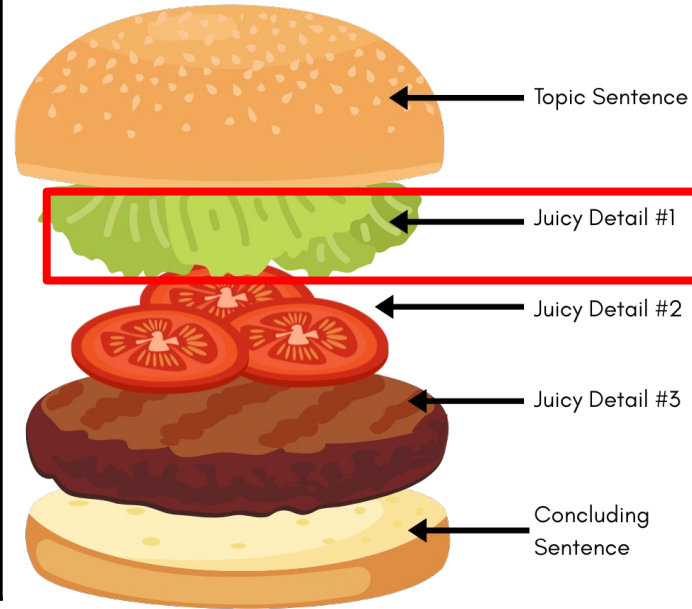




Juicy Detail #1

*Ask yourself:
What detail, fact,
or example do I
want to share that
supports my main
idea?*

To begin with, they
are clean animals
and even use a litter
box without needing
to be taught.

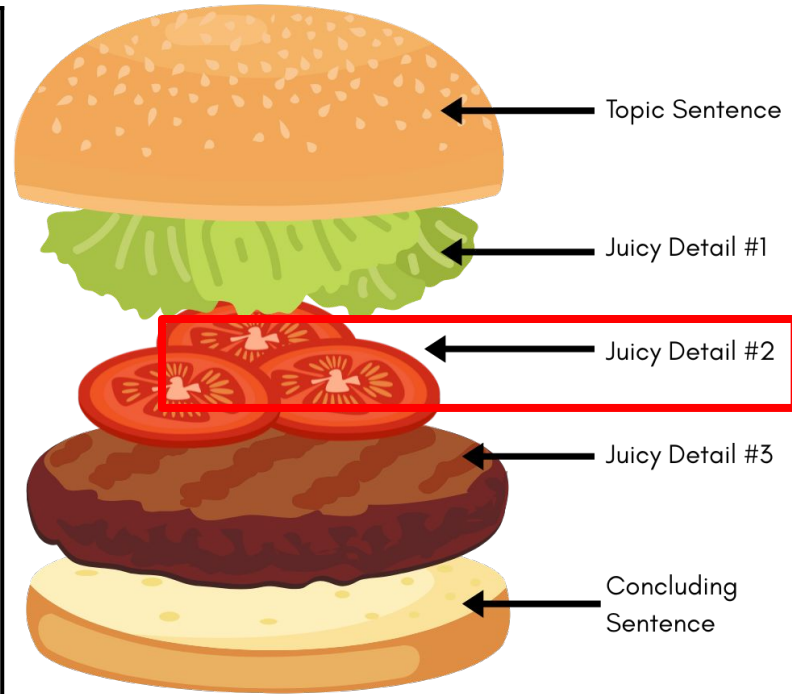




Juicy Detail #2

*Ask yourself:
What is another
detail, fact, or
example that I
want to share
that supports my
main idea?*

Cats are also very independent, so they don't need constant attention but still love to cuddle.

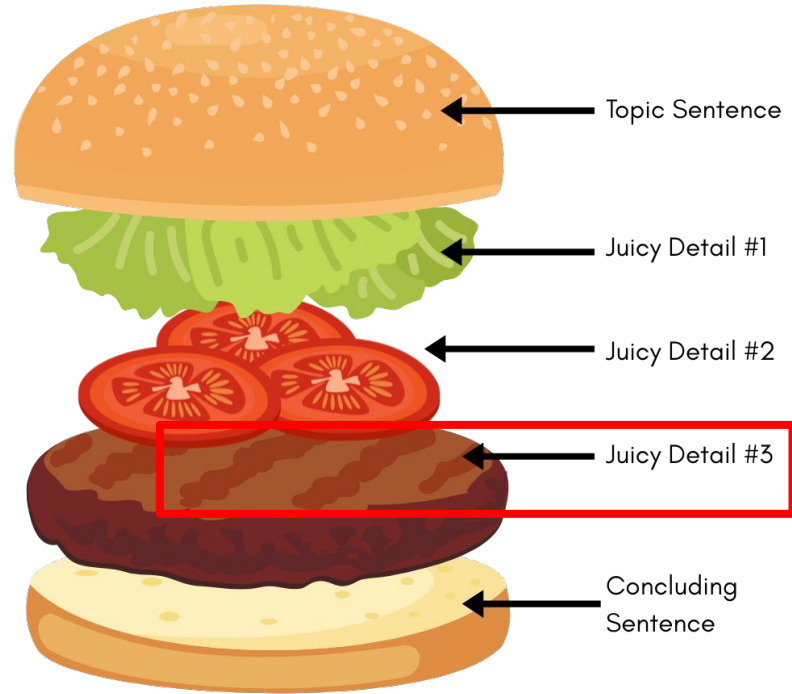




Juicy Detail #3

*Ask yourself:
What is one
more detail, fact,
or example that I
want to share
that supports my
main idea?*

They can be playful, quiet, and even help reduce stress just by purring.

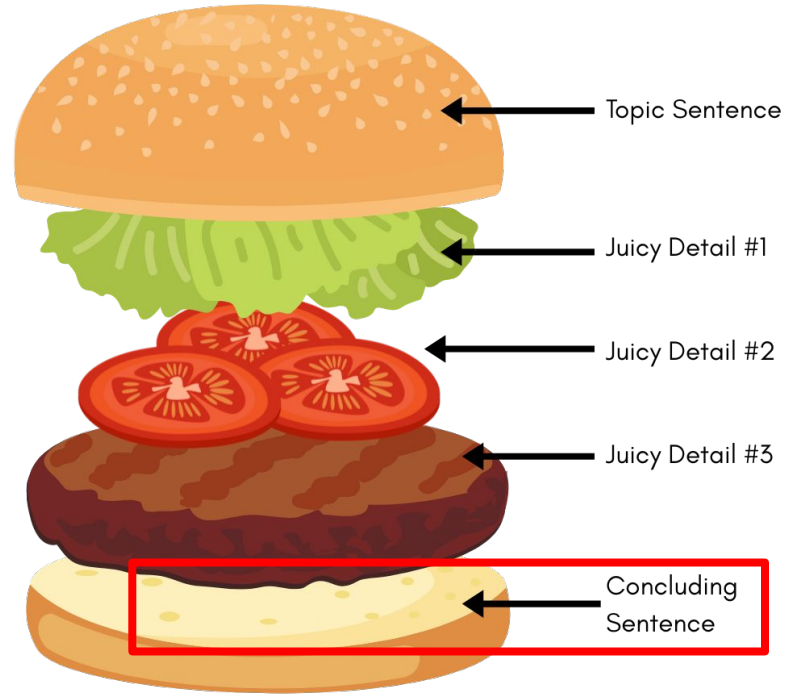


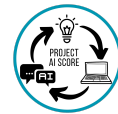


Bottom Bun: Concluding Sentence

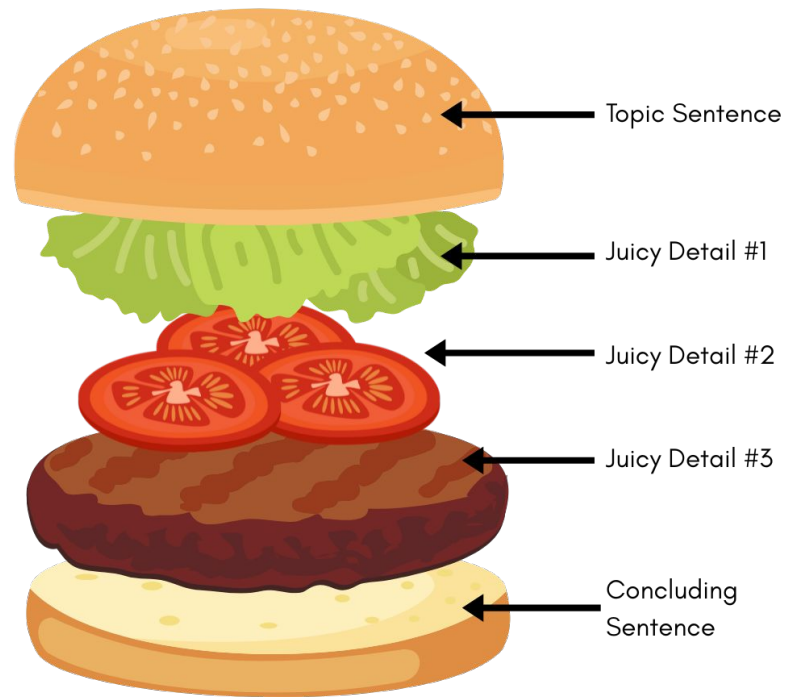
*Ask yourself:
How can I wrap
up the
paragraph
clearly?*

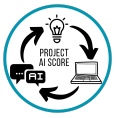
Without a doubt,
cats' sweet and
independent
nature makes
them fantastic
animals.





Top Bun: Topic Sentence <i>Ask yourself: What is the main idea I want to write about?</i>	Cats are impressive creatures.
Juicy Detail #1 <i>Ask yourself: What detail, fact, or example do I want to share that supports my main idea?</i>	To begin with, they are clean animals and even use a litter box without needing to be taught.
Juicy Detail #2 <i>Ask yourself: What is another detail, fact, or example that I want to share that supports my main idea?</i>	Cats are also very independent, so they don't need constant attention but still love to cuddle.
Juicy Detail #3 <i>Ask yourself: What is one more detail, fact, or example that I want to share that supports my main idea?</i>	They can be playful, quiet, and even help reduce stress just by purring.
Bottom Bun: Concluding Sentence <i>Ask yourself: How can I wrap up the paragraph clearly?</i>	Without a doubt, cats' sweet and independent nature makes them fantastic animals.





Your turn!

Now that we've practiced how to use the Hamburger writing strategy, it's your turn to give it a try!

Ideas for your informational paragraph about an animal:

- Elephants
- Dogs
- Cheetahs
- Another animal that interests you!