



You have the **POWER** to be a Great Writer!

An Introduction to the POWER Writing Strategy

Barks a lot
Golden fur
Loves to play
My dog Max





What is the **POWER** Strategy?

The POWER strategy is a 5-step process that helps you become more confident and effective writing. Each letter in POWER stands for a step in the writing process.




What is the **POWER** Strategy?

P	Plan	What's your topic? Who is your audience. Brainstorm
O	Organize	Get your thoughts organized. Use graphic organizers
W	Write	Get all your ideas out. Write, write, write
E	Edit	Be a word detective. Use an editing tool to help. You might have to do this more than once.
R	Revise	Make your writing stronger. You might have to do this more than once.



P is for Plan: Unleash Your Ideas! (Part 1)



Before you start writing, you need a plan! This is where you brainstorm and let your creativity shine.

- What's your topic?
 - Decide what you are going to write about.



P is for Plan: Unleash Your Ideas! (Part 2)



- Brainstorm!
 - Think of all the ideas that connect to your topic. No idea is a bad idea at this stage!
- Who are you writing for?
 - Think about your audience. Are you writing for your teacher, your friends or your family?



O is for Organize: Get Your Thoughts in Order!

Your Brainstorm

Barks a lot
Golden fur
Loves to play fetch
My dog Max
Wags his tail
Friendly
Has floppy ears



Your Organized Outline

Topic: My Dog, Max

What he looks like:


- Golden fur
- Floppy ears

How he acts:

- Friendly
- Wags his tail
- Barks a lot
- Loves to play fetch



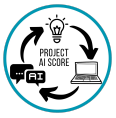
W is for Write: Let the Words Flow!



This is your first draft, also known as the “sloppy copy.” The most important thing is to get your ideas down.



- Don't worry about mistakes! This is no the time to be perfect
- Focus on getting your thoughts from your brain to the page.
- Write, write, write! Keep you pen moving, or your fingers typing.



E is for Edit: Time to be a Word Detective! (Part 1)



Now it's time to put on your detective hat and look for clues...

to make your writing better!



E is for Edit: Time to be a Word Detective! (Part 2)

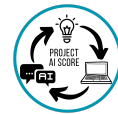
Use **CUPS** to guide you:

C - Capitalization: Are all your sentences and proper nouns capitalized?

U - Usage: Does everything make sense? Are you using the right words?


P - Punctuation: Do you have periods, question marks, and commas in the right places?

S - Spelling: Are there any misspelled words?



R is for Revise: Make Your Writing Even Stronger! (Part 1)

The dog was happy.



The fluffy,
golden
retriever
wagged its
tail.

Revising is different from editing.

It's about improving the content and flow of your writing.



R is for Revise: Make Your Writing Even Stronger! (Part 2)

Use **CUPS** to guide you:

C - Capitalization: Are all your sentences and proper nouns capitalized?

U - Usage: Does everything make sense? Are you using the right words?

P - Punctuation: Do you have periods, question marks, and commas in the right places?

S - Spelling: Are there any misspelled words?



You have the **POWER!**

Congratulations!



You've learned the POWER writing strategy. Remember, writing is a process, and every great writer uses these steps to create amazing work.

Keep practicing, and you'll become a writing superhero.

