



You have the **POWER** to be a Great Writer!

An Introduction to the
POWER Writing Strategy








What is the POWER Strategy? (Part 1)

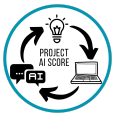
The POWER strategy is a 5-step process that helps you become more confident and effective writing. Each letter in POWER stands for a step in the writing process.





What is the **POWER** Strategy? (Part 2)

P	Plan	
O	Organize	
W	Write	
E	Edit	
R	Revise	

P is for Plan: Unleash Your Ideas!



(Part 1)



Before you start writing, you need a plan! This is where you brainstorm and let your creativity shine.

- What's your topic?
 - Decide what you are going to write about.



P is for Plan: Unleash Your Ideas!

(Part 2)

- Brainstorm!
 - Think of all the ideas that connect to your topic. No idea is a bad idea at this stage!
- Who are you writing for?
 - Think about your audience. Are you writing for your teacher, your friends or your family?

O is for Organize: Get Your Thoughts in Order!



Your Brainstorm:

- Barks a lot
- Golden fur
- Loves to play fetch
- My dog Max
- Wags his tail
- Friendly
- Has floppy ears



Topic: **My Dog, Max**

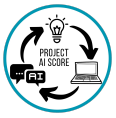
What he looks like:

- Golden fur
- Floppy ears


How he acts:

- Friendly
- Wags his tail
- Barks a lot
- Loves to play fetch

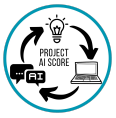
W is for Write: Let the Words Flow!




This is your first draft, also known as the “sloppy copy.” The most important thing is to get your ideas down.



- Don't worry about mistakes! This is no the time to be perfect
- Focus on getting your thoughts from your brain to the page.
- Write, write, write! Keep you pen moving, or your fingers typing.



E is for Edit: Time to be a Word Detective! (Part 1)



I fownd a
kute dog!

Now it's time to put on your detective hat and look for clues...

to make your writing better!



E is for Edit: Time to be a Word Detective! (Part 1)

Use **CUPS** to guide you:

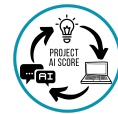
C - Capitalization: Are all your sentences and proper nouns capitalized?

U - Usage: Does everything make sense? Are you using the right words?


P - Punctuation: Do you have periods, question marks, and commas in the right places?

S - Spelling: Are there any misspelled words?

R is for Revise: Make Your Writing Even Stronger!



The dog was
happy.



Revising is different from editing. It's about improving the content and flow of your writing.



R is for Revise: Make Your Writing Even Stronger!

Use **CUPS** to guide you:

C - Capitalization: Are all your sentences and proper nouns capitalized?

U - Usage: Does everything make sense? Are you using the right words?

P - Punctuation: Do you have periods, question marks, and commas in the right places?

S - Spelling: Are there any misspelled words?



 **You have the POWER!**



Congratulations!

You've learned the POWER writing strategy.
Remember, writing is a process, and every great
writer uses these steps to create amazing work.

Keep practicing, and you'll become a writing
superhero.