




PLANS Writing Strategy

Step-by-Step Process

Middle School ELA Lesson

Example Used: Animal Adaptations- Camels



PLANS Writing Strategy



1. **P**review
2. **L**ist
3. **A**ssign
4. **N**ote
5. **S**earch

This strategy helps writers plan, organize, and review their writing with structure and confidence.

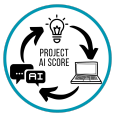


What does this strategy help you do?

The PLANS strategy supports you in organizing your thinking before writing.

It helps you:

- Gather important information about your topic,
- Consider your audience and goal,
- Number your ideas and details logically,
- Expand your ideas and details into complete sentences,
- And edit for clarity and correctness



Step 1: Preview

- Think about what you already know
- Identify your topic, audience and goal
- Ask: What do I want the reader to learn or understand?
- *Example: Camels live in deserts. What adaptations help them survive?*





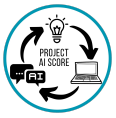
Activate Prior Knowledge: What do you already know about how animals survive in extreme places like deserts?

Step 2: List

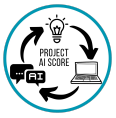


- Use the PLANS Frame Graphic Organizer
- Identify 3 main ideas about the topic
- Add 2–3 supporting details under each main idea in the graphic organizer

Step 2: List



- Example: Main Idea – Camels store fat in their humps
 - Detail – The fat provides energy
 - Detail – The fat helps them go without food



Step 3: Assign

- Decide the best order to present ideas
- Number the main ideas on your graphic organizer
- Ask: What order will help my reader understand best?



Step 4: Note



- Turn your PLANS Frame G.O. ideas into full sentences.
- Write paragraphs with topic sentences and supporting details.
- Use transitions to connect ideas.

Step 4: Note



- Example: “Camels have humps that store fat. This fat gives them energy...”



Step 5: Search

- First, read your paper aloud to find and fix errors.
- Ask yourself...
 - Does this sentence make sense? If it doesn't how can I reword it?
 - Is this sentence incomplete? How can I make it better?
 - Is this sentence too long? Could this be two sentences instead?

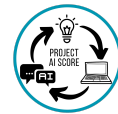




Step 5: Search

- Then, read your paper silently to find and fix:
 - Spelling and punctuation errors,
 - Mismatching tenses (past/present)
 - Mixing singular or plural subjects and verbs





PLANS

THE FRAME GRAPHIC ORGANIZER

Student Name:

Date:

Key Topic:

Audience:

Goal:

Preview the topic, audience, and goals | List main ideas and details in The Frame G.O. | Assign numbers to order main ideas and details

Main idea 1

Main idea 2

Main idea 3

Essential details:

Essential details:

Essential details:

BIG IDEA: What is important to understand about this?

Now it is *your* turn!

Use the PLANS Graphic Organizer to work on your own writing.



Reflect and Share

- What was the most helpful PLANS step for you?
- How did the PLANS Frame G.O. help you organize your thoughts?
- Turn to a partner and share what you learned about your writing process today.