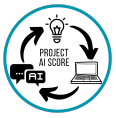




TIDE Paragraph Writing Strategy



What is TIDE?

- TIDE is a strategy to help you write strong, clear paragraphs:
- T – Topic Sentence
- I – Important Evidence
- D – Detailed Explanation
- E – Ending Sentence



T – Topic Sentence

- What is the big idea you want to explain?



Example:

- "Honeybees play a crucial role in the environment by helping plants grow and reproduce."



I – Important Evidence

- Give a fact or detail that supports your idea.



Example:

- "For example, honeybees pollinate about one-third of the food crops we eat, including apples, almonds, and blueberries."



D – Detailed Explanation

- Explain your evidence. Why does it matter?



Example:

- "Without bees to carry pollen between flowers, many of these plants wouldn't be able to produce fruit. That means fewer fruits and vegetables in our grocery stores and on our plates."



E – Ending Sentence

- Remind the reader of your big idea in a new way.

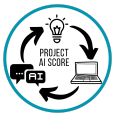


Example:

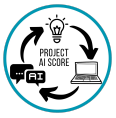
- "That's why protecting honeybees is so important—they help keep our environment and our food supply healthy."



Full Paragraph Example



Honeybees play a crucial role in the environment by helping plants grow and reproduce. For example, honeybees pollinate about one-third of the food crops we eat, including apples, almonds, and blueberries. Without bees to carry pollen between flowers, many of these plants wouldn't be able to produce fruit. That means fewer fruits and vegetables in our grocery stores and on our plates. That's why protecting honeybees is so important—they help keep our environment and our food supply healthy.



Guided Practice

- Work together as a class to write a TIDE paragraph.
- Use the TIDE organizer to build ideas step-by-step.
- Use our sentence starter handout for support.

Our Selected Topic

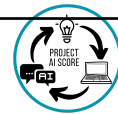


Topic
sentence

Important
evidence

Detailed
explanation

Ending
sentence





Our Class Paragraph



Partner Practice

- Pick a topic together (like school sports or social media).
- Fill out a TIDE organizer with your partner.
- Write your paragraph together using the organizer.
- Use the sentence starters handout provided if you are not sure how to start a section of TIDE.



Independent Practice

- Choose your own topic (pets, music, hobbies, etc.).
- Complete your TIDE organizer.
- Use it to write your own paragraph.
- Refer to your sentence starter handout.
- Turn in both your organizer and your paragraph.



Final Tips

- Stay on topic.
- Add clear, strong evidence.
- Explain each point.
- End with a clear closing thought.
- You've got this!