



Teaching TIQA

A Structured Approach to Paragraph Writing



What is TIQA?

- **T** - Topic Sentence
- **I** - Introduce Evidence
- **Q** - Quote/Evidence
- **A** - Analysis

A structured writing strategy for grades 6-12

Supports informational writing, literary analysis, and constructed responses



Why TIQA Works

- Breaks complex paragraph writing into manageable steps
- Ensures evidence-based writing
- Promotes critical thinking
- Helps students organize thoughts systematically
- Creates clear, coherent paragraphs
- Supports academic writing across subjects



Step 1: Topic Sentence (T)

- The main idea or claim of the paragraph
- Must be clear and specific
- Should be arguable
- Sets up what the paragraph will prove

Example: "Climate change is causing more frequent and intense heat waves around the world."



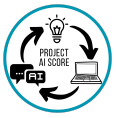
Step 2: Introduce Evidence (I)

- Identifies the source of evidence
- Provides context for the quote
- Uses attribution phrases:
 - According to...
 - As stated in...
 - In the text...
 - The author explains...



Step 3: Quote/Evidence (Q)

- Direct quote or paraphrase from the text
- Must support the topic sentence
- Should be relevant and powerful
- Use proper citation format
- Keep quotes concise and focused



Step 4: Analysis (A)

- Explains how evidence supports topic sentence
- Makes connections explicit
- Goes beyond summary
- Shows critical thinking
- Links back to main idea



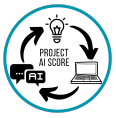
Implementation Strategies

- Color-code each TIQA component
- Use graphic organizers
- Provide sentence starters
- Create anchor charts
- Model think-alouds
- Practice with familiar texts



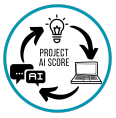
Scaffolding Techniques

- Sentence frames for each component
- Partner writing activities
- Small group practice
- Visual aids
- Step-by-step checklists
- Peer review guides



Common Student Challenges

- Selecting irrelevant evidence
- Summarizing instead of analyzing
- Writing weak topic sentences
- Making unclear connections
- Not introducing evidence properly



Teaching TIQA: A Structured Approach to Paragraph Writing



What is TIQA?

- **T** - Topic Sentence
- **I** - Introduce Evidence
- **Q** - Quote/Evidence
- **A** - Analysis

A structured writing strategy for grades 6-12

Supports informational writing, literary analysis, and constructed responses



Why TIQA Works

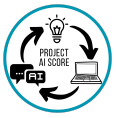
- Breaks complex paragraph writing into manageable steps
- Ensures evidence-based writing
- Promotes critical thinking
- Helps students organize thoughts systematically
- Creates clear, coherent paragraphs
- Supports academic writing across subjects



Step 1: Topic Sentence (T)

- The main idea or claim of the paragraph
- Must be clear and specific
- Should be arguable
- Sets up what the paragraph will prove

Example: "Climate change is causing more frequent and intense heat waves around the world."



Step 2: Introduce Evidence (I)

- Identifies the source of evidence
- Provides context for the quote
- Uses attribution phrases:
- According to...
- As stated in...
- In the text...
- The author explains...



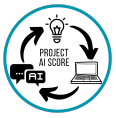
Step 3: Quote/Evidence (Q)

- Direct quote or paraphrase from the text
- Must support the topic sentence
- Should be relevant and powerful
- Use proper citation format
- Keep quotes concise and focused



Step 4: Analysis (A)

- Explains how evidence supports topic sentence
- Makes connections explicit
- Goes beyond summary
- Shows critical thinking
- Links back to main idea



Implementation Strategies

- Color-code each TIQA component
- Use graphic organizers
- Provide sentence starters
- Create anchor charts
- Model think-alouds
- Practice with familiar texts



Scaffolding Techniques

- Sentence frames for each component
- Partner writing activities
- Small group practice
- Visual aids
- Step-by-step checklists
- Peer review guides



Common Student Challenges

- Selecting irrelevant evidence
- Summarizing instead of analyzing
- Writing weak topic sentences
- Making unclear connections
- Not introducing evidence properly



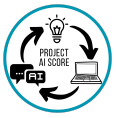
Solutions and Interventions

- Model analysis vs. summary
- Practice evidence selection
- Use guided practice
- Provide feedback loops
- Create student examples
- Use peer review sessions



Advanced TIQA: TIQATIQA

- Adds a second introduction-evidence-analysis set
- Includes transition as the second T
- Deepens argument development
- Supports complex writing tasks
- Builds more sophisticated paragraphs



Assessment Strategies

- TIQA paragraph checklist
- Peer review forms
- Self-assessment rubrics
- Teacher feedback templates
- Progress tracking tools



Digital Integration

- Online graphic organizers
- Digital collaboration tools
- Virtual writing workshops
- Electronic feedback systems
- Digital exemplar library



Success Indicators

- Clear paragraph structure
- Evidence-based writing
- Thoughtful analysis
- Strong topic sentences
- Proper evidence integration
- Independent application
- Transfer across subjects