



# TIDE

## Background and Implementation



# Understanding the TIDE Strategy

The TIDE **framework** is a strategy for **structuring informational/expository paragraphs**.

- T: Topic Sentence
- I: Important Evidence
- D: Detailed Explanation
- E: Ending Sentence



# Understanding the TIDE Strategy

This strategy....

**Supports:** Planning & Drafting

**Applies To:** Informational Writing

**Grade Levels:** Grades 3–8



# Purpose and Effectiveness

## What it Helps Students Do:

- Structure informational paragraphs clearly and effectively
- Organize their ideas into manageable parts
- Build confidence and independence in writing



# Purpose and Effectiveness

## Why it's Effective:

- Provides an explicit and tactile process that helps students develop their individual **planning habits** for writing.
- Demonstrates positive outcomes across diverse learners, including students with learning differences.

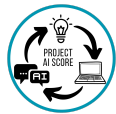


# Step-by-Step



# T – Topic Sentence

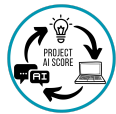
Step	Action	Guiding Question
T	State the main idea of the paragraph	"What is the main idea of this paragraph?"



# I – Important Evidence

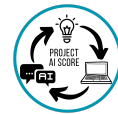
Step	Action	Guiding Question
T	State the main idea of the paragraph	"What is the main idea of this paragraph?"
I	<b>Provide a reason or fact that supports the topic sentence</b>	<b>"What is one important reason or fact that supports my topic?"</b>





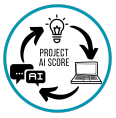
# D – Detailed Explanation

Step	Action	Guiding Question
T	State the main idea of the paragraph	"What is the main idea of this paragraph?"
I	Provide a reason or fact that supports the topic sentence	"What is one important reason or fact that supports my topic?"
D	<b>Explain or provide an example of how the evidence supports the topic</b>	<b>"How can I explain or give an example of this reason?"</b>



# E – Ending Sentence

Step	Action	Guiding Question
T	State the main idea of the paragraph	"What is the main idea of this paragraph?"
I	Provide a reason or fact that supports the topic sentence	"What is one important reason or fact that supports my topic?".
D	Explain or provide an example of how the evidence supports the topic	"How can I explain or give an example of this reason?"
E	<b>Wrap up or restate the main idea of the paragraph</b>	<b>"How can I wrap up or restate the main idea?"</b>



# Implementation Tips

## Start with a Think-Aloud

- Model the strategy by writing a sample paragraph using TIDE and verbally explain how and why you used each part of TIDE to write the paragraph
- This helps students understand the "why" behind each part, not just the "what"



# Implementation Tips

## Use Color-Coding and Visuals

- Provide a color-coded graphic organizer and/or have students use highlighters to mark each section (T, I, D, E) of their writing
- This visual reinforcement solidifies the structure and purpose of each component of TIDE



# More Implementation Tips

## Focus on the "D" Step

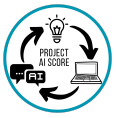
- The **Detailed Explanation** is often the hardest part for students
- Spend extra time modeling this step and provide sentence starters like, "This shows that..." to guide their thinking



# More Implementation Tips

## Scaffold with Practice

- Begin with whole-class guided practice, then move to partner work, and finally provide opportunities for independent practice
- Gradually reduce instructions as students practice and internalize the process



**Interested in learning more?  
Check out WritingClassroom.org**