



# Meet the **PLEASE** Writing Team



These super helpers guide every  
step of your writing journey!





# Professor Pick

Topic  
Writing Expert



# How Professor Pick helps you pick a topic



- Think about things you enjoy
- Ask: “What do I know a lot about?”
- Use your imagination!
- Look at pictures, books, or think about your own memories for ideas



# Listy Liz - The Brainstorm Boss





# How Listy Liz helps you list your ideas.




- Unlock your ideas with brainstorming
- Write your ideas down freely
- Use webs, maps, sticky notes, and anything that can help you make your ideas visible

# Evaluating Evan - The Thought Judge





# Evaluating Evan can help you evaluate your list



- Look at your list of ideas
- Cross out ideas that may not fit for your writing
- Circle the most important points you want to include in your writing



# Active Amy - The Intro Igniter





# How Active Amy can help you write your introduction



- Activate with a strong topic sentence
  - This will tell readers what your paragraph is about!
- Think of your topic sentence as the “headline” to your paragraph




# Support Sam - The Detail Builder





# How Support Sam helps you add details.



- Add details that explain your topic sentence
- Use examples and descriptions
  - This makes your writing more fun to read!
- Add transitions to connect your ideas smoothly



# Ender Elle - The Wrap Up Wonder





# How Ender Elle helps you finish it up.



- Wrap up your paragraph by summarizing your main points
- Leave readers with something to think about
- Make your ending memorable



# Mission Brief: Operation PLEASE

## Agents, your mission is clear:

You've been selected to join the elite Narrative Writers Guild. Your task? To craft a story so vivid, so unforgettable, it earns a place in the Library of Legends. ***To succeed, you must use the PLEASE writing team to guide your journey!***





# Mission Brief: Operation PLEASE

Your story can be a daring adventure, a heartfelt romance, or an imaginative fairytale. But beware—the mission requires structure, vivid description, and a clear sequence of events!



# Mission Brief: Operation PLEASE

Your toolkit includes:

- The PLEASE guide
- Story spark cards
- Graphic organizer
- Courage, creativity, and curiosity!



Do you accept this mission? If so, step into the story portal and begin with “P”—your first clue to unlock the journey...



# Pick



Professor Pick here with topic ideas:

- Lost at the zoo
- First time baking
- Meeting a dragon

*What excites you that you want to write about?*



# List




Listy Liz here with notecards. Now it's time for you to list everything you imagine!

Brainstorm characters, setting, events, feelings.



# Evaluate



Evaluating Evan here! Time to grab your highlighters or pens.

Evaluate which ideas to include. Circle ones that fit your story best (setting, plot points, cool moments)



# Activate



“Activate your writing!”  
Active Amy says.

Write your topic sentence—  
your story opener or “hook”.



# Support



Supportive Sam here. Take out that tool box filled with details.


Add colorful adjectives, extra details, or conversation between characters to make your sentences exciting.

# End



Ender Elle is here to write your concluding sentence.

This is the final touch. This sentence should say how your story ended!





# Congratulations, Writers!

## You've completed your mission with the PLEASE team!

### “Debrief Report”

- What part of PLEASE helped you the most today?
- What's one detail you added that made your story stronger?
- If you could do another writing mission, what would you want to write about?